

Scaled data based on original data using
LM-79-08 Approved Method: Electrical and Photometric Measurements of Solid-
State Lighting Products

Test Report Prepared for
Cooper Lighting Solutions
(formerly Eaton)

Brand: McGRAW-EDISON

Report Number: P385465

Luminaire Tested: **GWC-SA1A-730-U-SL4**

Issue Date: 3/3/2020

Test Information

Test Method: LM-79-08
Report Number: P385465
TEST IS SCALED FROM IESNA LM-79-08 TEST DATA (G2-1903-205-24)
Test Lab: INNOVATION CENTER
Issue Date: 3/3/2020
Manufacturer: COOPER LIGHTING SOLUTIONS (FORMERLY EATON)
Product Line: MCGRAW-EDISON
Catalog Number: GWC-SA1A-730-U-SL4
Description: GALLEON WALL LUMINAIRE
(1) 70 CRI, 3000K, 615mA LIGHTSQUARE WITH 16 LEDS AND TYPE IV SPILL LIGHT
ELIMINATOR OPTICS
Light Source: -
Ballast/Driver: ELECTRONIC DRIVER

Summary

Lumens per Lamp: N/A
Luminaire Lumens: 4307 lumens
Efficiency: N/A
Efficacy: 126.7 lumens/watt
Luminous Opening: Rectangular (W 0.5' x L: 0.5' x H: 0')
IES Classification: Type IV - Short
BUG Rating: B1 - U0 - G2

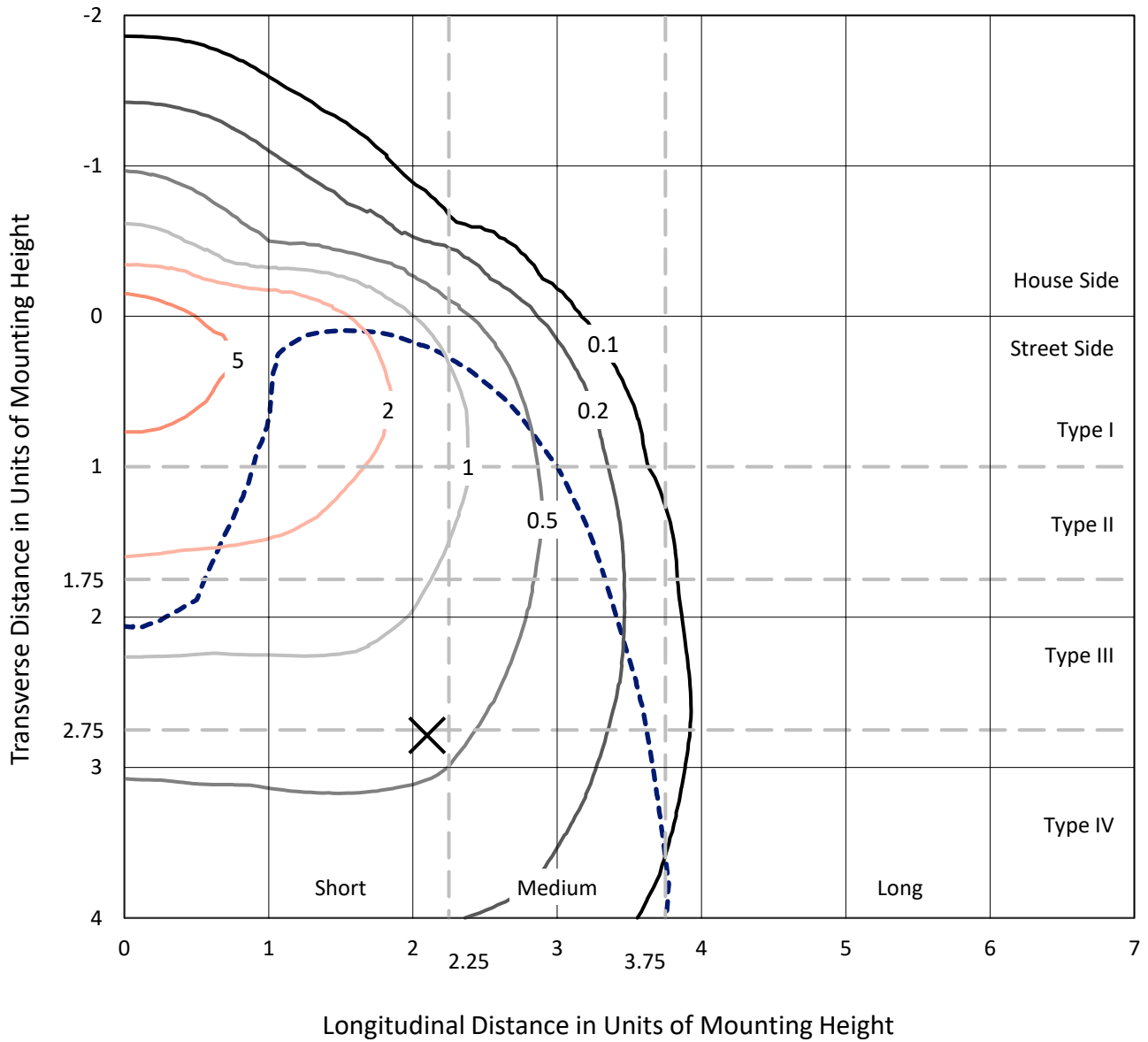
Input Watts (W): 34
Input Voltage (V): NR
Input Current (A_{in}): NR
Voltage Rise (V): NR
Power Factor: NR
Total Harmonic Distortion (THDi): NR
Frequency (hertz): 60
Stabilization Time: NR
Operation Time: NR
Ambient Temperature (°C): NR
Test Distance: 24 FT



REPORT NUMBER: P385465
 CATALOG NUMBER: GWC-SA1A-730-U-SL4

Iso-Footcandle Lines of Horizontal Illumination

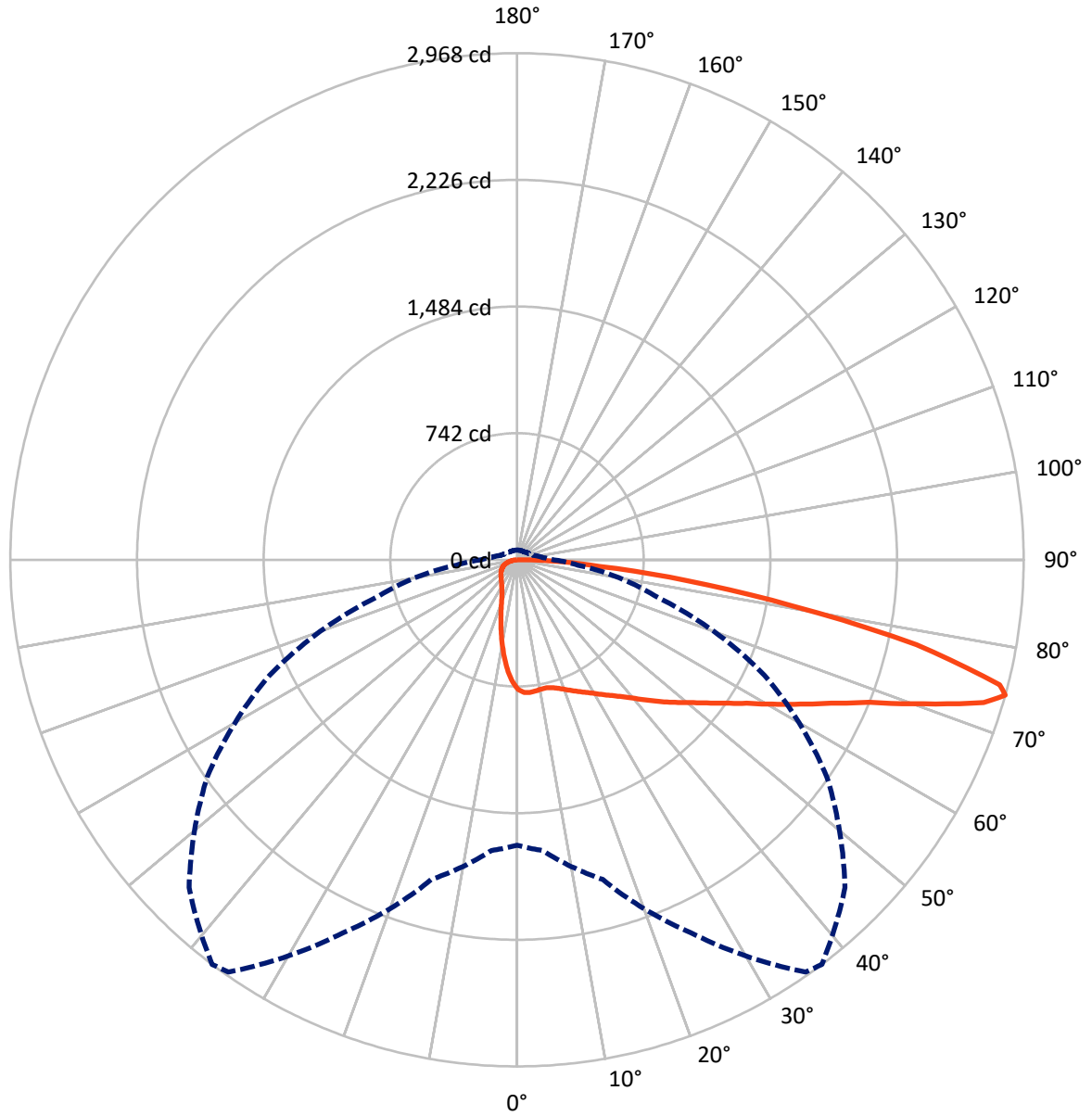
✕ Max cd
 - - - 1/2 Max cd



Based on 10 foot mounting height. Maximum calculated value = 7.7 fc
 Type IV - Short - N/A

REPORT NUMBER: P385465
CATALOG NUMBER: GWC-SA1A-730-U-SL4

Luminous Intensity Polar Plot



— Vertical Plane Through 37-Deg Lateral - - - Horizontal Cone Through 74-Deg Vertical



REPORT NUMBER: P385465

CATALOG NUMBER: GWC-SA1A-730-U-SL4

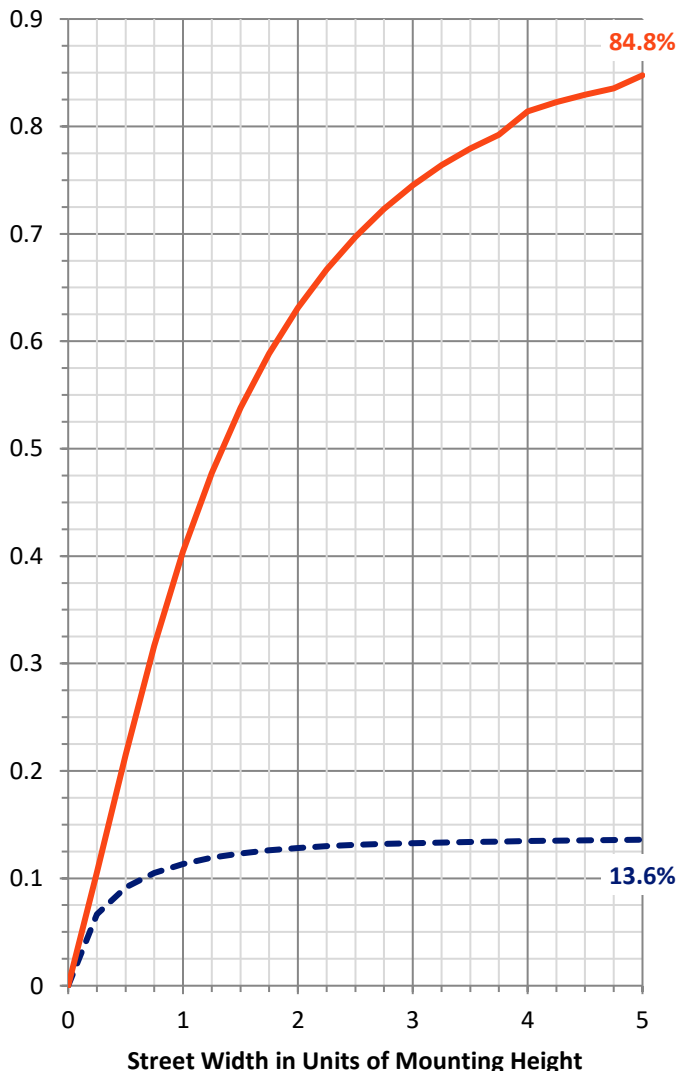
FLUX DISTRIBUTION:

		Downward	Upward	Total
House Side	Lumens	592.6	0.0	592.6
	% Fixture	13.8	0.0	13.8
Street Side	Lumens	3714.4	0.0	3714.4
	% Fixture	86.2	0.0	86.2
Total	Lumens	4307.0	0.0	4307.0
	% Fixture	100.0	0.0	100.0

ZONAL LUMENS:

Zone	Lumens	% Fixture
0°-10°	66.8	1.6
10°-20°	171.3	4.0
20°-30°	263.9	6.1
30°-40°	383.8	8.9
40°-50°	564.9	13.1
50°-60°	793.3	18.4
60°-70°	1004.1	23.3
70°-80°	884.1	20.5
80°-90°	174.8	4.1
90°-100°	0.0	0.0
100°-110°	0.0	0.0
110°-120°	0.0	0.0
120°-130°	0.0	0.0
130°-140°	0.0	0.0
140°-150°	0.0	0.0
150°-160°	0.0	0.0
160°-170°	0.0	0.0
170°-180°	0.0	0.0
0°-90°	4307.0	100.0
0°-180°	4307.0	100.0

Coefficient of Utilization



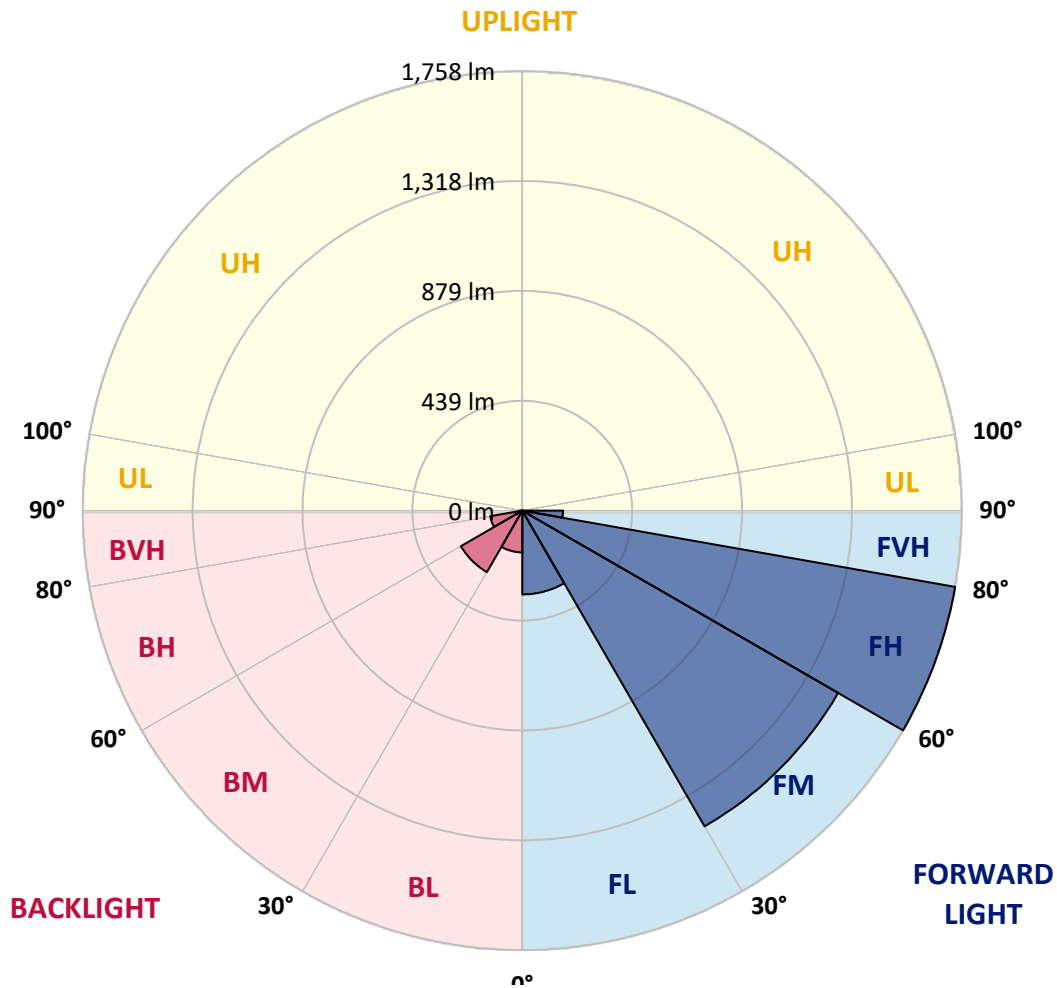
REPORT NUMBER: P385465

CATALOG NUMBER: GWC-SA1A-730-U-SL4

LUMINAIRE CLASSIFICATION SYSTEM LUMEN TABLE AND BUG RATING:

Zone	Lumens	% Fixture	Zone Rating/Lumen Limit		
			B	U	G
FL (0°-30°)	335.1	7.8			
FM (30°-60°)	1458.4	33.9			
FH (60°-80°)	1757.9	40.8			G1/1800
FVH (80°-90°)	163.0	3.8			G2/225
BL (0°-30°)	166.9	3.9	B1/500		
BM (30°-60°)	283.6	6.6	B1/1000		
BH (60°-80°)	130.3	3.0	B1/500		G1/500
BVH (80°-90°)	11.8	0.3			G1/100
UL (90°-100°)	0.0	0.0		U0/0	
UH (100°-180°)	0.0	0.0		U0/0	

BUG Rating: B1-U0-G2
 Type IV Short





REPORT NUMBER: P385465
 CATALOG NUMBER: GWC-SA1A-730-U-SL4

CANDELA DISTRIBUTION (FULL):

	0°	5°	15°	25°	35°	37°	45°	55°	65°	75°	85°
0°	758.9	758.9	758.9	758.9	758.9	758.9	758.9	758.9	758.9	758.9	758.9
2.5°	784.8	785.0	784.8	783.6	780.7	778.3	776.3	773.4	767.1	762.2	754.9
5°	792.3	791.3	790.7	788.5	783.9	781.2	777.4	771.9	761.5	751.7	739.9
7.5°	788.8	787.7	786.3	783.6	778.4	776.2	770.9	763.7	751.1	738.4	721.4
10°	778.0	777.7	777.1	776.5	772.1	770.3	765.4	757.8	745.4	729.9	710.0
12.5°	766.0	766.8	769.2	772.4	770.4	769.5	766.5	761.3	748.6	731.9	707.9
15°	758.4	760.5	767.1	775.4	777.1	776.8	776.0	772.7	759.2	740.7	712.8
17.5°	755.8	759.3	771.8	785.6	790.4	791.5	791.8	786.0	771.0	751.4	717.8
20°	760.5	764.9	783.2	802.1	809.9	810.5	809.1	799.1	782.2	760.7	720.5
22.5°	774.8	778.8	801.5	822.9	831.7	832.6	828.5	813.3	794.1	771.6	724.3
25°	802.3	807.1	829.9	851.3	855.8	856.0	850.1	831.2	809.5	786.9	732.5
27.5°	838.1	842.9	863.4	884.3	881.9	880.6	872.5	853.7	829.7	808.0	747.0
30°	878.0	883.3	902.7	917.6	911.8	909.1	902.6	878.3	857.8	836.9	769.3
32.5°	919.2	924.1	941.1	951.3	944.0	942.8	932.9	910.7	894.4	880.9	805.5
35°	961.6	965.1	981.7	987.5	977.8	977.5	974.8	954.4	944.1	950.5	857.9
37.5°	1004.8	1005.7	1020.0	1020.3	1017.4	1018.6	1021.5	1008.8	1011.6	1031.5	926.2
40°	1043.3	1045.8	1056.1	1059.3	1064.3	1068.5	1082.9	1074.6	1096.9	1132.1	1011.2
42.5°	1071.9	1076.6	1093.1	1101.3	1117.5	1124.2	1144.5	1152.3	1197.2	1250.0	1112.2
45°	1096.0	1103.3	1129.8	1146.7	1174.1	1185.8	1214.9	1240.9	1310.5	1377.9	1218.6
47.5°	1122.1	1131.3	1164.6	1196.7	1234.0	1247.2	1300.2	1339.0	1431.4	1506.5	1318.9
50°	1160.5	1167.6	1200.1	1250.6	1297.2	1314.2	1387.4	1443.1	1554.3	1629.1	1405.8
52.5°	1214.0	1211.3	1238.8	1309.6	1372.1	1393.0	1480.6	1553.9	1678.9	1740.0	1479.2
55°	1267.9	1263.3	1282.6	1371.3	1459.5	1481.5	1583.1	1665.1	1797.4	1839.8	1535.5
57.5°	1327.8	1319.2	1335.4	1441.0	1559.0	1585.3	1698.0	1783.3	1913.9	1920.6	1571.3
60°	1389.6	1377.9	1396.1	1527.3	1685.4	1716.3	1832.4	1898.6	2023.7	1985.2	1582.8
62.5°	1443.6	1435.4	1463.4	1623.7	1827.9	1861.8	1964.4	2021.1	2132.0	2012.0	1541.3
65°	1490.7	1492.1	1540.7	1732.0	1986.7	2023.0	2115.8	2172.3	2217.3	1996.1	1444.0
67.5°	1547.0	1554.8	1637.6	1874.6	2186.7	2226.4	2336.1	2337.0	2264.9	1902.7	1252.6
70°	1629.1	1645.0	1771.0	2072.4	2471.0	2525.6	2610.3	2433.8	2198.0	1649.3	985.5
72.5°	1701.9	1731.7	1912.8	2298.8	2817.5	2858.9	2770.6	2378.0	1918.4	1236.0	614.0
74°	1672.4	1709.2	1938.6	2410.3	2948.0	2967.8	2716.5	2215.0	1599.5	856.0	356.8
75°	1608.6	1648.7	1901.0	2409.2	2931.4	2920.4	2585.7	2028.9	1317.3	583.8	237.4
77.5°	1298.2	1340.6	1601.8	2064.8	2403.6	2393.1	1986.2	1361.0	577.0	191.5	120.6
80°	754.8	787.1	994.3	1311.3	1620.8	1639.7	1306.3	673.5	227.0	107.6	81.8
82.5°	335.3	357.6	480.3	669.4	978.1	1002.5	684.1	352.9	140.2	65.4	49.2
85°	220.0	236.5	291.6	318.8	465.8	482.5	334.8	274.8	92.5	36.0	36.1
87.5°	158.2	174.2	216.6	189.2	213.8	202.4	182.2	254.3	37.2	20.5	12.1
90°	0.0	0.0	0.0	0.0	0.0	0.0	0.0	0.0	0.0	0.0	0.0



REPORT NUMBER: P385465
 CATALOG NUMBER: GWC-SA1A-730-U-SL4

CANDELA DISTRIBUTION (continued):

	90°	95°	105°	115°	125°	135°	145°	155°	165°	175°	180°
0°	758.9	758.9	758.9	758.9	758.9	758.9	758.9	758.9	758.9	758.9	758.9
2.5°	751.7	749.3	743.9	733.5	727.8	722.9	714.9	710.2	708.1	707.9	708.8
5°	733.1	727.5	713.4	696.1	682.3	669.7	654.0	644.6	638.0	634.0	635.1
7.5°	711.4	702.6	680.4	652.8	630.7	606.3	582.1	567.7	556.5	548.1	549.7
10°	696.5	684.4	652.1	612.3	575.5	540.0	506.7	486.9	471.1	458.9	459.8
12.5°	691.5	675.1	630.4	577.3	525.5	477.0	433.6	403.1	386.9	373.1	374.1
15°	692.3	670.3	612.2	545.7	480.6	419.5	366.8	331.2	309.2	299.6	299.8
17.5°	692.9	664.7	593.1	511.9	436.2	365.8	308.6	272.5	251.7	242.9	243.0
20°	690.9	655.6	569.4	473.0	389.8	316.5	261.1	230.5	214.7	207.8	207.8
22.5°	688.3	644.8	542.7	434.1	343.9	273.7	227.1	203.8	194.6	190.1	189.9
25°	689.5	636.7	515.4	394.0	301.8	239.6	204.5	189.0	183.0	180.1	179.9
27.5°	696.1	633.0	490.2	354.1	264.9	213.9	189.3	178.4	174.5	172.7	172.7
30°	707.9	633.0	463.9	320.1	234.2	195.0	177.7	170.2	167.5	166.3	166.3
32.5°	728.5	636.4	438.6	286.4	209.8	180.1	167.9	162.9	160.8	160.2	160.2
35°	764.0	648.3	413.9	254.6	190.1	167.9	158.7	155.8	154.3	154.1	154.6
37.5°	813.9	672.4	390.7	231.1	176.1	158.1	151.0	148.7	147.8	148.5	149.1
40°	876.8	705.2	369.6	209.8	165.5	150.2	143.8	142.3	141.9	142.9	143.8
42.5°	952.6	749.5	352.3	194.5	157.3	143.5	137.8	135.9	135.5	136.7	137.9
45°	1034.7	797.1	340.1	183.1	151.0	138.5	132.4	130.5	129.6	130.2	131.5
47.5°	1109.3	842.2	335.3	175.1	144.9	134.3	127.7	125.3	123.8	123.5	124.6
50°	1172.3	875.7	337.6	170.2	140.0	129.6	123.2	120.5	118.2	116.8	117.6
52.5°	1218.1	896.8	339.7	168.1	136.2	124.4	118.2	115.6	112.6	110.3	110.3
55°	1251.3	901.6	335.0	166.4	133.4	118.8	112.6	110.1	107.1	104.5	104.2
57.5°	1264.4	888.0	317.5	164.0	131.4	113.5	106.7	104.8	102.3	99.2	99.1
60°	1246.8	845.8	283.9	158.8	128.8	109.1	100.7	99.5	98.3	95.4	95.3
62.5°	1176.1	753.3	240.3	148.4	123.6	104.4	95.3	95.9	96.0	94.1	93.8
65°	1047.9	626.1	197.8	134.7	115.9	98.8	89.7	92.5	94.2	93.9	93.5
67.5°	861.6	487.3	167.6	120.3	105.7	91.0	83.6	86.9	88.3	89.4	89.1
70°	639.5	343.6	138.7	105.1	93.5	81.9	75.7	77.4	76.5	77.7	78.1
72.5°	356.5	206.2	113.0	90.0	80.7	71.3	66.9	66.6	64.6	64.6	64.6
74°	213.9	151.3	99.4	80.6	73.0	64.3	60.5	59.2	57.3	57.5	57.3
75°	172.0	130.0	91.2	74.3	67.5	60.2	56.4	54.6	53.3	53.3	53.1
77.5°	108.6	98.8	73.4	59.2	54.0	49.6	47.0	44.6	44.6	44.5	44.3
80°	82.1	78.6	57.2	44.8	41.4	38.1	36.4	35.3	35.3	35.8	35.7
82.5°	56.3	59.2	40.2	31.3	29.6	27.2	26.9	27.0	26.6	25.9	25.8
85°	41.1	44.5	27.2	19.7	18.1	16.5	17.8	18.4	17.6	16.2	15.6
87.5°	15.8	29.1	14.6	8.2	7.6	6.5	7.6	7.9	8.5	6.7	6.8
90°	0.0	0.0	0.0	0.0	0.0	0.0	0.0	0.0	0.0	0.0	0.0

Signify Classified - Internal
Cooper Lighting Solutions Photometric Lab
1121 Highway 74 South
Peachtree City, GA 30269

Scaled Data Report



Report Generated By 670245982

Signify Classified - Internal
Cooper Lighting Solutions Photometric Lab
1121 Highway 74 South
Peachtree City, GA 30269

Scaled Data Report



Signify Classified - Internal
Cooper Lighting Solutions Photometric Lab
1121 Highway 74 South
Peachtree City, GA 30269

Scaled Data Report



Signify Classified - Internal
Cooper Lighting Solutions Photometric Lab
1121 Highway 74 South
Peachtree City, GA 30269

Scaled Data Report



Signify Classified - Internal
Cooper Lighting Solutions Photometric Lab
1121 Highway 74 South
Peachtree City, GA 30269

Scaled Data Report



--- HS — SS

Signify Classified - Internal
Cooper Lighting Solutions Photometric Lab
1121 Highway 74 South
Peachtree City, GA 30269

Scaled Data Report



u

Signify Classified - Internal
Cooper Lighting Solutions Photometric Lab
1121 Highway 74 South
Peachtree City, GA 30269

Scaled Data Report



Signify Classified - Internal
Cooper Lighting Solutions Photometric Lab
1121 Highway 74 South
Peachtree City, GA 30269

Scaled Data Report



(END OF REPORT)